

## NEW & IMPROVED

### WHAT DOES IT TAKE TO IMPROVE ON THE BEST SERVICE VAN AROUND?

We talked to contractors around the country, and they inspired our team with specific suggestions for improving the Spartan Service Van. We listened, and made Spartan the most reliable, convenient, simple-to-use contractor van available.

### SINGLE-WALL CONSTRUCTION DESIGN

- Gives you larger individual compartments, and as much as **22%** more total cargo space!

### REDESIGNED COMPARTMENT STRUCTURE

- Now a part of the overall floor structure, for greater durability.
- Refashioned, galvanized steel compartment pans reduce potential for water leaks.

### ALL-NEW HARDWARE

- Makes opening and closing doors easier than ever.
- Creates a flush-door interior, to prevent cargo damage and maximize your space.

### ENHANCED APPEARANCE THROUGHOUT

- From our improved wiring harness for reduced clutter, to bright, galvanized steel materials on compartments, shelves and threshold, to the optional shelf trim package, we've made Spartan a great-looking workshop on wheels – so you can project a professional image, and enjoy your work more than ever.

### TRUE FUNCTIONALITY

- Fold-down workbench door for added workspace.
- Greater number of height locations for compartment shelves.
- More storage bins in horizontal shelf.
- Redesigned rear-access ladder that lets you open rear doors more fully.
- Improved ladder rack lets you tie down even more materials.

### MAKE IT YOUR OWN!

*"My Spartan Service Van is critical to my success. With options that let me customize my truck, plus tons of storage space and lots of great details,*

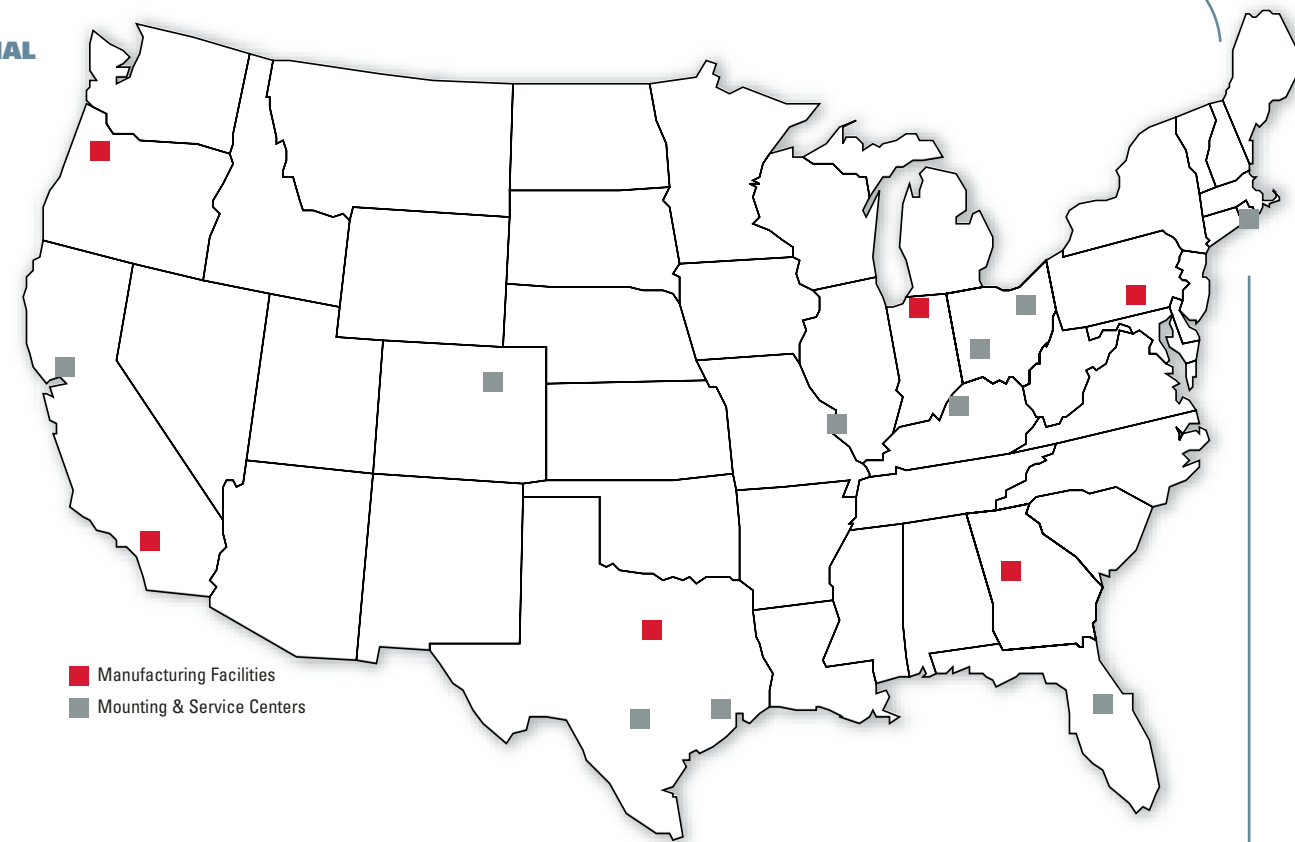
*the Spartan helps me work more efficiently and comfortably than ever. And that means I can make more money in less time – while keeping my customers happy."*



## MANUFACTURING & SERVICE CENTERS

### SUPREME REGIONAL SALES OFFICES

- **NORTHWEST**  
800.993.2927
- **WEST**  
800.827.0753
- **MIDWEST**  
800.642.4889
- **SOUTHWEST**  
800.541.6282
- **NORTHEAST**  
800.556.6492
- **SOUTHEAST**  
800.882.6742



- Manufacturing Facilities
- Mounting & Service Centers



Supreme Corporation was founded in 1974, and now operates as a publicly held company (American Stock Exchange Symbol: STS). We've become the nation's leading full-line manufacturer of customized, general-purpose truck and bus bodies. We set the benchmark for our industry, with a reputation for strict quality standards, an aggressive approach to innovation, and unsurpassed responsiveness to customers' needs.

Supreme's strategy of vertically-integrated manufacturing gives us greater control over cost, quality and availability of materials. Plus, our technologically-advanced FRP plant, combined with our dedicated fiberglass molding and fabrication facilities, creates cost efficiencies.

Supreme employs more than 2,000 people at six manufacturing plants and ten service centers throughout the United States, each fully dedicated to surpassing customer expectations.

Your local Supreme dealer:

See more of the newly redesigned Spartan Service Van online at [www.SpartanServiceVan.com](http://www.SpartanServiceVan.com)

To learn about other Supreme bodies, visit [www.SupremeCorp.com](http://www.SupremeCorp.com)

## INTRODUCING THE NEWLY REDESIGNED

# SPARTAN<sup>®</sup>

## SERVICE VAN

*Your Workshop on Wheels.*



# SPARTAN® SERVICE VAN

## ALUMINUM LADDER RACK

Keep ladders safe and secure on our convenient, rust-resistant rack.

## WIND FARING

Stylish design looks great and improves fuel economy!

## SMOOTH EXTERIOR FRP (FIBERGLASS-REINFORCED PLYWOOD) WALLS

Rugged and weather-resistant, Spartan's exterior can also be transformed into a billboard on wheels.

## DRIP RAILS

Keeps water away from your work area while parked at the job site.

## GALVANIZED COMPARTMENTS & SHELVEING

Resists rust and stains – so your Spartan will look great for years to come.

## HORIZONTAL WORKBENCH DOOR

Folds open and stays flat, giving you a smooth surface on which to work.

## PADDLE DOOR HANDLES

New, automotive-quality handles are easier to open and close – even when wearing gloves, or with one hand full.



Body shown with optional ladder rack, rear access ladder, fixed interior shelves, Master Lock® system, and receiver hitch tube.

## TRUE INTERIOR LENGTHS OF 10, 12 AND 14 FEET

Provides plenty of storage space for your longest materials – from plumbers' pipes to builders' plywood and 2x4s.

## TWO GRAB HANDLES AT REAR

Standard feature for a safer, back-saving entry into your Spartan.

## 49 INCHES BETWEEN INTERIOR COMPARTMENTS

Whether you opt for a single- or dual-rear-wheel chassis, you'll have enough space inside for plywood to lay flat.

## LOW FLOOR HEIGHT

For easy entry and exit.

## LOW, POOCHED BUMPER

Our standard bumper is specially designed for non-slip safety.

## RECEIVER HITCH TUBE

Take advantage of additional towing capacity throughout your busiest seasons.

## FIVE-YEAR WARRANTY

The all-new Spartan Service Van sets the standard for high quality. And we stand behind it, with a five-year structural warranty on each and every body.

# FEATURES/OPTIONS

## STANDARD FEATURES

- Durable, all FRP (fiberglass-reinforced plywood) body
- Wide, 48½" rear double doors
- 2" x 6" durable pine work floor
- Stylish, aerodynamic, fiberglass wind faring
- Sturdy, aluminum-lined, FRP compartment doors
- Low, 10" pooched rear bumper
- Spacious 49" between compartments
- Two rear grab handles
- Horizontal workbench compartment door
- Durable .032" aluminum roof
- 12-volt interior dome light
- Two shelves per vertical compartment
- Drip rail over compartment doors
- Easy-entry, low-profile body design

## POPULAR OPTIONS

### REAR DOOR OPTIONS

- Roll-up rear door
- Full-opening swing rear doors
- 60 inch double rear doors
- Swing up rear door

### BODY OPTIONS

- Top Hat cab with full-height, walk-through cab-access door
- Standard-height cab-access door
- Cab-over storage attic in lieu of wind faring
- Sliding, reach-through, Plexiglas® door into horizontal compartments

### ROOF OPTIONS

- Translucent roof
- FRP roof
- 1¼" insulated roof
- Lumidome roof vent
- 12" round skylight

### FLOOR OPTIONS

- Aluminum or steel treadplate overlay
- Varnish available for wood floor

### SHELVEING OPTIONS

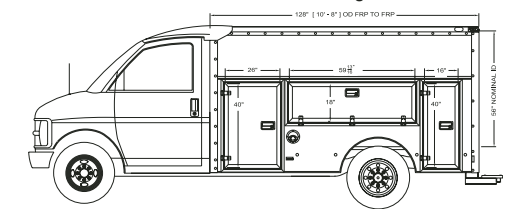
- Full, body-length fixed or adjustable shelving
- Adjustable or fixed interior shelving above the compartments
- Additional compartment shelves
- Rubber overlay for interior shelving

### CONVENIENCE OPTIONS

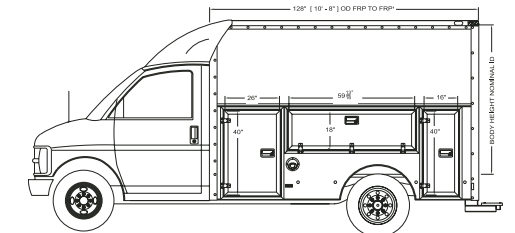
- Receiver hitch tube
- Aluminum ladder rack
- Rear-access ladder
- Full-width Grip Strut bumper
- Master Lock® security system
- Rear pipe door
- Three-person cab bench seat
- Roll-out horizontal compartment shelf

# BODY SPECIFICATIONS

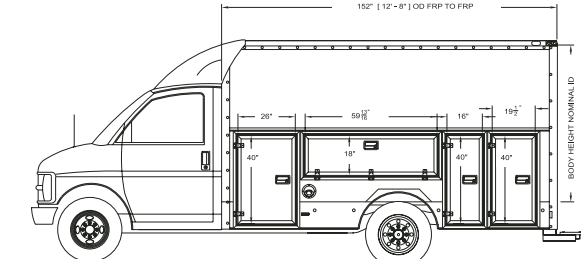
## 10' Low-Height



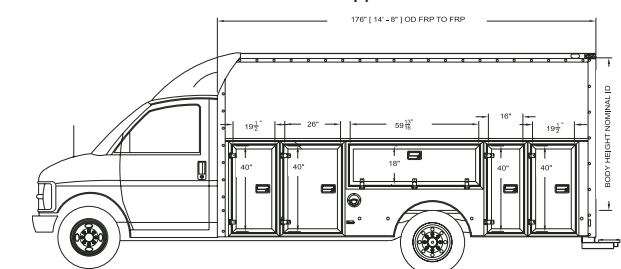
## 10'



## 12'



## 14'



# SPARTAN QUALITY & CONVENIENCE: IN EVERY DETAIL!

## STANDARD FEATURES



Spartan features plenty of space to handle large cargo – even sheets of plywood. Add optional, fixed interior shelves and Top Hat door for even greater convenience.



The spacious front compartment has room for Shop-Vacs®, plumbers' snakes, 5-gallon drums of paint, and more.

## OPTIONAL FEATURES



Spartan's Top Hat cab with full-height cab-access door lets you stand upright to move between the cab and cargo area.



A name that defines security: our Master Lock® option keeps your cargo safe and secure.



A specially designed rear pipe door simplifies loading and unloading.



Natural lighting from our translucent roof makes inside work easier – while adjustable shelving above compartments keeps you organized.



Exterior compartments now feature integrated shelf brackets with more locations – and aluminum-lined doors include strong, automotive door seals and stainless steel hinges.



Our handy, horizontal compartment door doubles as a workbench for added convenience when you're on the job site.



This unique sliding, reach-through door is made of Plexiglas®, so you can easily see and access tools in the horizontal compartments.



Finding the right item just got easier: a new horizontal roll-out shelf offers 21 adjustable bin spaces for small parts and tools.



Opt for the cab-over storage attic in lieu of the wind faring, and you'll have extra room for even more cargo.



Our full-length, adjustable or fixed interior shelving offers additional interior storage space.

Carpenters ■ Carpet/Flooring Contractors ■ Construction Companies ■ Drywall Contractors ■ Electricians ■ Mechanical Contractors ■ Municipalities ■ Painters ■ Plumbers ■ Utility Workers

Other options available to meet unique needs.

Available for single purchases or in fleets of any size! Ask your dealer for details.

Body Size	Chassis Code*	GVW	Wheel-base	Rear Wheel	Int. Length**	Int. Height	Outside Width	Compartments per Side/Depth
10'	CG33503 TG33503	9,600	139"	Single	122"	56" 72" 78"	79"	3 / 14.25"
10'	CG33503 TG33503	10,000 12,000	139"	Dual	122"	72" 78"	96"	3 / 22.50"
12'	CG33503 TG33503	9,600	139"	Single	146"	56" 72" 78"	79"	4 / 14.25"
12'	CG33503 TG33503	10,000 12,000	139"	Dual	146"	72" 78"	96"	4 / 22.50"
14'	CG33803 TG33803	10,000 12,000	159"	Dual	170"	72" 78"	96"	5 / 22.50"

\*CG designates Chevy chassis, TG designates GMC chassis.  
\*\*Optional roll-up door reduces body length by 4 inches.