





MONROE MP311 & MP312 Full Trip, One-Way Snowplow



The Monroe Full Moldboard Trip, One-Way Plow is designed for use at all operating speeds. It is recommended for city streets, and high speed, heavy-duty rural and highway plowing.

- Smooth-rolled moldboard for less friction.
- Heavy duty end rib and horizontal bracing add strength to the discharge end of the moldboard.
- Open brace, continuously welded design to eliminate corrosion pockets.
- State-of-the-art powder coat paint finish provides superior corrosion resistance. This encasement-type process is environmentally-friendly, contains 95% recycled residue and emits "0" VOC's into the environment.
- $\frac{3}{8}$ " landslide plate--nose guard not attached to cutting edge.
- Adjustable moldboard pitch with 9 positions from 9° to 35°.
- $\frac{1}{2}$ " lift chain.





Moldboard is backed with 1/2", one-piece flame-cut contoured ribs for added strength.


Heavy duty structural pushframe attached to moldboard at rib locations.

4" x 4" x 3/4" Bottom angle with 1/2" x 3 1/2" x 3 1/2" triangular gussets on 12" centers.

Extended moldboard for snow deflection.

Available Options:

- Rubber Snow Deflector
- Various Shoe Assemblies
- 3/16" Thick Moldboard in lieu of 10 gauge
- Carbide Cutting Edge (Decreases height of plow by 2")
- Special Paint & Colors
- Various Plow Portion Hitches Available
- Power or Manual Reversible Turntable



Plow Model Number	MP311	MP312
Overall Length	144"	156"
Cutting Width	110"	122"
Intake Height at 9° Attack Angle	27 1/2"	26"
Intake Height at 35° Attack Angle	27"	26"
Discharge Height at 9° Attack Angle	53"	54"
Discharge Height at 35° Attack Angle	56"	57"
Top Punched Cutting Edge (AASHO Punched)	5/8" x 8" x 11'	5/8" x 8" x 12'
Moldboard Thickness	10 Gauge	10 Gauge
Bottom Angle with Gussets	4" x 4" x 3/4"	4" x 4" x 3/4"
Top Angle	2" x 3" x 3/8"	2" x 3" x 3/8"
Plow Discharge Angle	35°	35°

Product updates and specifications are subject to change without notice.

Manufactured by:

Monroe Snow & Ice Control
 A Division of Monroe Truck Equipment
 1051 W. 7th Street
 Monroe, WI 53566
 800-880-0109
 Fax: 608-328-8390

Distributed by: